
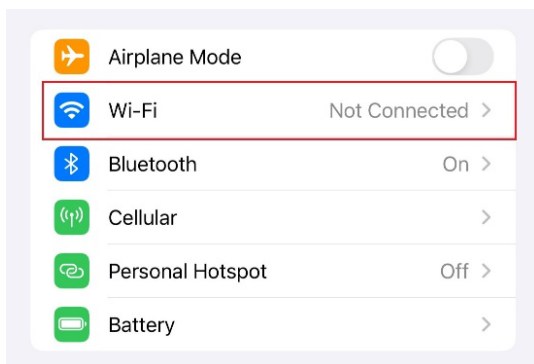


INFORMATION TECHNOLOGY: CONNECT TO EDUROAM – APPLE MOBILE DEVICE

1. Begin by opening your device settings.



2. Next select the Wi-Fi option.

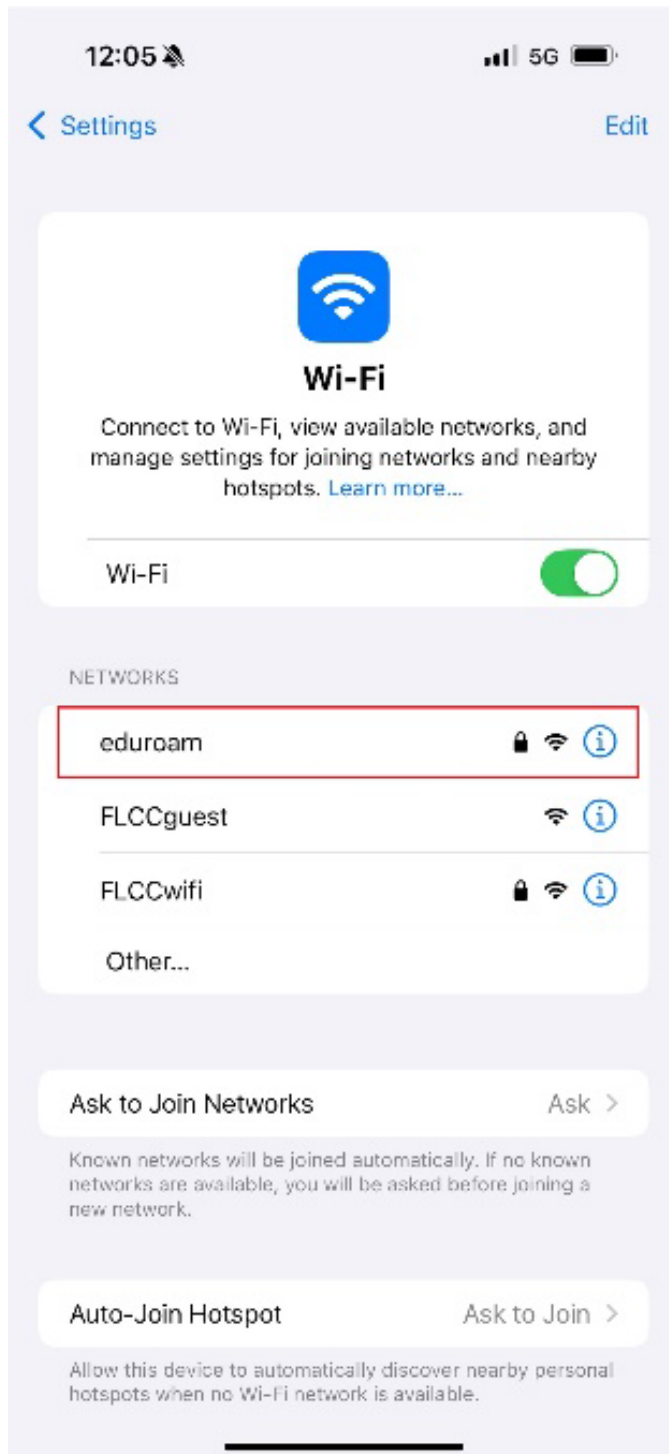


3. Verify that the Wi-Fi is on (the slider is green)



INFORMATION TECHNOLOGY: CONNECT TO EDUROAM – APPLE MOBILE DEVICE

4. Locate eduroam from the available networks located within settings on your phone.



INFORMATION TECHNOLOGY: CONNECT TO EDUROAM – APPLE MOBILE DEVICE

5. Log in using your full FLCC email address (Include @flcc.edu or @fingerlakes.edu).

- Students: username@fingerlakes.edu (ex: Jdoe2@fingerlakes.edu)
- Employees: FirstName.LastName@flcc.edu (ex: John.Doe@flcc.edu)
- Use your FLCC email password and select “Join” in the top right.

